

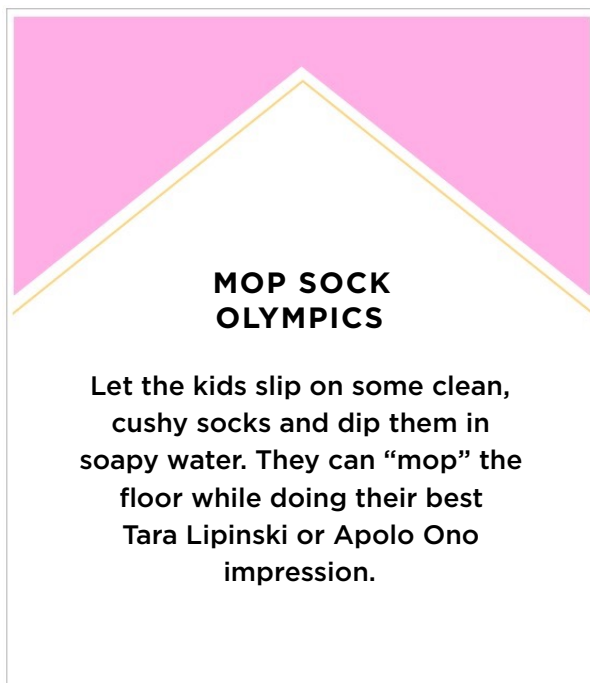
DANCE ACADEMY

Make up a bit of choreography (or a classic like the Electric Slide), and teach it to the kids.



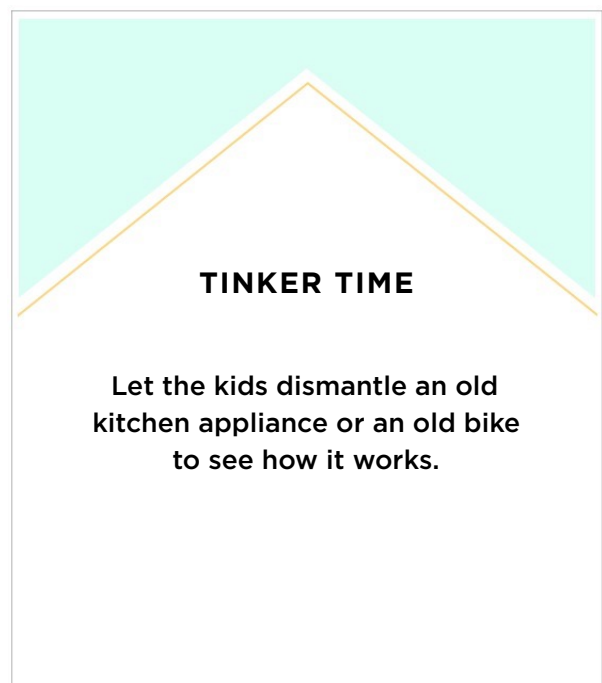
**MINIVAN
SCAVENGER HUNT**

Whoever finds the most Goldfish wins!



**MOP SOCK
OLYMPICS**

Let the kids slip on some clean, cushy socks and dip them in soapy water. They can “mop” the floor while doing their best Tara Lipinski or Apolo Ono impression.



TINKER TIME

Let the kids dismantle an old kitchen appliance or an old bike to see how it works.

DIY Bored Jar Template

Print this template, and cut just inside the gray border of each chore/task card. Visit momtastic.com for the full tutorial by **Shauna Younge of Sweet Tooth**.



STRAY TOY BINGO

Have your kids create bingo cards for random toys like Legos, stuffed animals, and Pokemon cards. Then, let them hunt down these items around the house and put them away.


First one to BINGO gets a prize!



BASEBOARD RACES

Give each of your kids a Magic Eraser.


The first one to clean 10 ft of baseboards to your satisfaction wins.



PARENT FOR AN HOUR (OR DAY)

Let your kids play the parent. They can:

- make meals
- make parents read for 20 mins.
- make parents take a nap
- arrange parent playdates



BOOK DOMINOES

Instruct the kids to find books in the house and arrange them like dominoes. After constructing a fun domino-style chain reaction, they can pick which books they've outgrown to donate.

DIY Bored Jar Template

Print this template, and cut just inside the gray border of each chore/task card. Visit momtastic.com for the full tutorial by *Shauna Younger of Sweet Tooth*.



BACKYARD CARNIVAL

Take the fun outside, and get messy! Let the kids throw shaving cream/whipped cream pies at each other. Or, fill balloons with shaving cream that they must sit on to pop.




CLEAN FRIDGE TASTE TEST

This is your chance to get rid of those last bits of leftovers in the fridge. Clean it out, then blindfold your kids, and see if they can ID each food they taste.



BACKYARD NINJA WARRIOR

If you have a play set, challenge the kids to time each other as they navigate it like an obstacle course. As they compete, other players can whack each ninja with pool noodles to amp up the course's difficulty level.



COIN TRICKS

Instruct the kids to collect all the loose change they can find in the house. They can roll, spin, flip, stack, or even count it before they divide it evenly to put in their piggy banks.

DIY Bored Jar Template

Print this template, and cut just inside the gray border of each chore/task card. Visit momtastic.com for the full tutorial by **Shauna Young** of **Sweet Tooth**.



**SCRAP PAPER
COLORING CONTEST**


Instruct the kids to find scrap paper, old school paper, and notes. Challenge them to create art on the back of each one. Hang the artwork for the day, then send it to the "Recycling Bin Art Gallery."



DONATION DASH


Challenge the kids to make a pile of stuff to donate, like old clothes and toys, in just 10 mins.

The kid who collects the most toys or clothes earns a small privilege, like extra iPad time or extra bedtime story.



**JACKSON POLLOCK
PAINTING**

Get a canvas tarp or old sheet, and put it in the backyard. Gather clean, empty ketchup bottles and fill the with tempera paints. Let the kids squirt the paint onto the canvas for a huge art project.




DIZZY BAT RACE

Have your kid place a bat on the ground vertically. Then, with their forehead pressed to the top of the bat, have them twirl around it 10-15x. Then, they must walk or run in a straight line.

DIY Bored Jar Template

Print this template, and cut just inside the gray border of each chore/task card. Visit momtastic.com for the full tutorial by *Shauna Younger of Sweet Tooth*.




DETENTION

Let the kids plan an hour of detention. Everyone has to communicate by quietly and secretly passing notes without getting caught by a cranky “teacher.” Alternate which kid gets to be the teacher.




YARN SPIDERWEB

Get some yarn, and help the kids wrap it around furniture, door handles, and curtain rods. Eventually, the kids will wind up in the middle of their very own (very hard to escape) yarn spiderweb.



CRIME SCENE

Stage a crime scene. Leave clues that lead the kids outside for the afternoon, while you stay indoors and binge Netflix.



PARENT IMPRESSIONS

Let the kids dress up in your clothes and perform their best impressions of you.

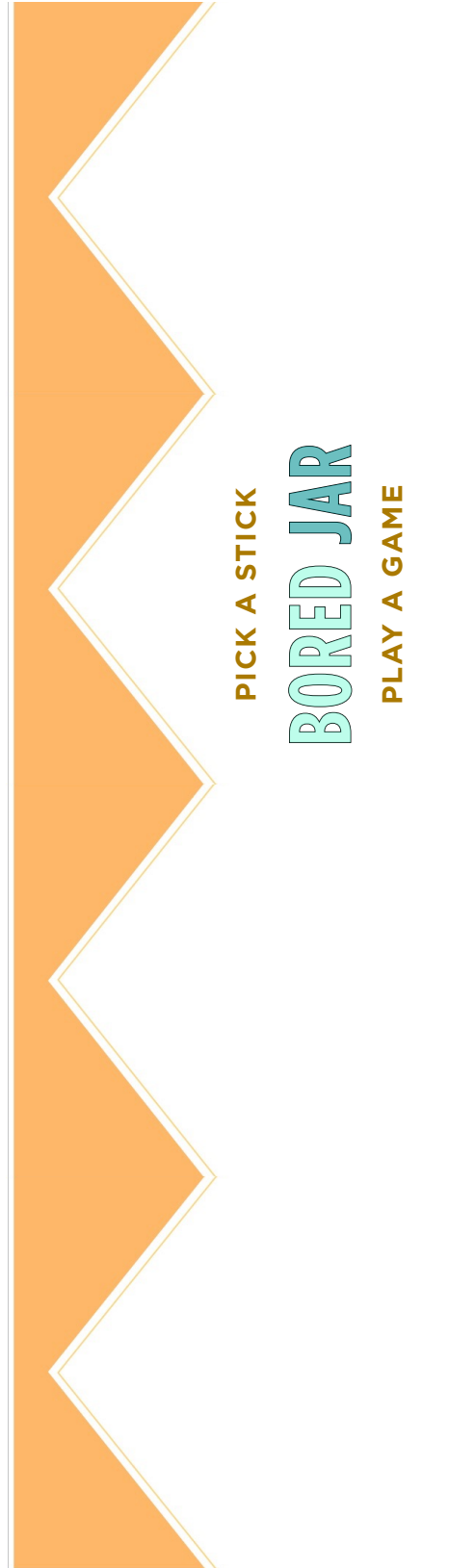
DIY Bored Jar Template

Print this template, and cut just inside the gray border of each chore/task card. Visit momtastic.com for the full tutorial by **Shauna Younger of Sweet Tooth**.



DIY Bored Jar Template

Print this template, and cut just inside the gray border of each chore/task card. Visit momtastic.com for the full tutorial by *Shauna Young of Sweet Tooth*.



DIY Bored Jar Template

Print this template, and cut just inside the gray border of each chore/task card. Visit momtastic.com for the full tutorial by **Shauna Young of Sweet Tooth.**